




PUMA SERIES

**SOLID CURVE CONVEYOR
WITH PLASTIC PANEL BELT**



PUMA CONVEYORS TO OPTIMISE YOUR PRODUCTION FLOW

OUR CURVE AND SPIRAL CONVEYORS SET A WORLD STANDARD FOR HIGH RELIABILITY AND LONG SERVICE LIFE AND THEIR MODULARIZED DESIGN GIVES YOU THE MAXIMUM FLEXIBILITY TO OPTIMISE YOUR PRODUCTION LINE.



The Puma is suitable for heavy loads in the cement industry, such as big bags.



The blue belt of the Puma Compact Light is made of food-approved Poly Amid (FDA and EU10/2011).



The JP Puma Spiral is a vertical conveyor for handling large numbers of unit goods such as bags, boxes and cartons.



The conveyors of the Puma Series are designed for individual bottles or packs in dairy, beer and beverage industry.



The allowed belt load of the Puma is 1850 kg/meter belt width, ideal for heavy loads such as potato bags.



SERIE PUMA SPIRAL THE HEAVY-DUTY SPIRAL FOR HEAVY LOADS AND HIGH SPEEDS

JP Puma Spirals are the most robust and reliable vertical conveyors for handling large numbers of unit goods such as bags, boxes and carton. JP Puma Spirals are your first choice for conveying heavy loads at high levels. JP Puma Spirals need also minimal maintenance.

DISTINGUISHING FEATURES

- High speed
- Heavy loads
- Durable and reliable
- Positive drive
- Closed plastic panel belt

TECHNICAL SPECIFICATIONS

PUMA SPIRAL

Belt material	Panels: glass fibre reinforced Poly Amid (PA), Acetal (POM) Rods: Stainless Steel
Frame material	Mild steel or Stainless Steel
Frame finish	Stainless Steel K320 or RAL color painted (option)
Drive method	Sprockets (positive driven)
Sprocket material	Glass fibre reinforced Elastolan (TPU) or cast iron
Available belt width	200 to 1000 mm
Inside Radius	800 mm
Number of turns	1 to 10
Max. increase	1500 mm/turn
Max. belt speed	60 m/min on middle radius (R2)
Temperature range	-30°C to 100°C
Possibilities	Inclining/Declining



SERIE PUMA COMPACT SOLID CURVE CONVEYOR WITH ROBUST PLASTIC PANEL BELT WITH SMALL PITCH

PUMA COMPACT IS A CURVED CONVEYOR WITH A ROBUST SOLID PLASTIC PANEL BELT WITH SMALL PITCH WHICH IS DESIGNED TO CONNECT STRAIGHT CONVEYORS.

The smaller belt pitch optimizes the transfer to other conveyors and the smaller inner radius enables a compact design. This conveyor is suitable for various industries. Puma Compact, the standard curve, has proved to need minimal maintenance, being durable and reliable. Puma Compact Light is a lighter construction for less loading and lower speed.



Take over rollers

TECHNICAL SPECIFICATIONS

PUMA COMPACT


Belt material	Panels: glass fibre reinforced Poly Amid (PA) or Poly Amid food approved (PA FDA) Rods: Stainless Steel
Frame material	Mild steel or Stainless Steel
Frame finish	Stainless grinded Steel K320 or RAL color painted (option)
Sprocket material	Glass fibre reinforced Elastolan (TPU) or cast iron
Available belt width	200 to 1900 mm
Available angle	15° to 360°
Max. belt speed	60 m/min on middle radius (R2)
Allowed belt load	1250kg/meter belt width
Temperature range	-30°C to 100°C
Drive method	Sprockets (positive driven, both sides)
Other possibilities	Inclining/Declining, Dual Lane

DISTINGUISHING FEATURES

- Multipurpose use
- Unbeatable wear resistance
- High chemical resistance
- No lubrication required

OPTIONS

- Take over rollers
- Legs
- Motor
- Fixed side guidance
- Adjustable side guidance



CURVE CONSTRUCTION

Model	Belt support upper part / lower part	Sprocket distance	Frame thickness	Belt material
Puma Compact	Steel slide strips 40x10 / Roller bearing	Every 100 mm	4 mm	PA (grey)
Puma Compact Light	Steel slide strips 30x6 / Roller bearing	Every 200 mm	3 mm	PA Food approved (blue)



Puma Compact



Grey = Poly Amid (PA), Blue = Poly Amid (PA) Food approved

BELT WIDTH (MM) VERSUS INNER AND OUTSIDE RADIUS

Outside Radius >

	2400	2300	2200	2000	1800	1600	1400	1200	1100	1000	800
500	1900	1800	1700	1500	1300	1100	900	700	600	500	300
600	1800	1700	1600	1400	1200	1000	800	600	500	400	200
800	1600	1500	1400	1200	1000	800	600	400	300	200	
900	1500	1400	1300	1100	900	700	500	300	200		
1000	1400	1300	1200	1000	800	600	400	200			
1100	1300	1200	1100	900	700	500	300				
1200	1200	1100	1000	800	600	400	200				
1300	1100	1000	900	700	500	300					
1400	1000	900	800	600	400	200					
1500	900	800	700	500	300						

Inner Radius >

SERIE PUMA SOLID CURVE CONVEYOR WITH PLASTIC PANEL BELT

PUMA IS A CURVED CONVEYOR WITH A SOLID PLASTIC PANEL BELT WHICH IS DESIGNED TO CONNECT STRAIGHT CONVEYORS.

This conveyor is suitable for various industries. Puma RTSKRD, the standard curve, has proved to need minimal maintenance, being durable and reliable. Puma RTSKRD-CR is

robustly constructed for high-speed belts and heavy loads with conical support rollers.

TECHNICAL SPECIFICATIONS

PUMA

Belt material	Panels: glass fibre reinforced Poly Amid (PA) or Acetal (POM) Rods: Stainless Steel
Frame material	Mild steel or Stainless Steel
Frame finish	Stainless grinded K320 or RAL color painted (option)
Sprocket material	Glass fibre reinforced Elastolan (TPU) or cast iron
Available belt width	200 to 1600 mm
Available angle	15° to 360°
Max. belt speed	60 m/min on middle radius (R2)
Allowed belt load	1850kg/meter belt width
Temperature range	-30°C to 100°C
Drive method	Sprockets (positive driven, both sides)
Other possibilities	Inclining/Declining

DISTINGUISHING FEATURES


- Multipurpose use
- Unbeatable wear resistance
- High chemical resistance
- No lubrication required

OPTIONS

- Take over rollers
- Legs
- Motor
- Fixed side guidance
- Adjustable side guidance




CURVE CONSTRUCTION



Model	Type	Belt support upper part / lower part	Sprocket distance	Frame thickness	Belt material
Puma	RTSKRD	Steel slide strips 40x10 / Roller bearing	100 mm	4 mm	PA (Grey)
Puma CR	RTSKRD-CR	Conical rollers / Conical roller or roller bearing	100 mm	4 mm	PA (Grey)
Puma Light	RTSKRD	Steel slide strips 30x6 / Roller bearing	200 mm	3 mm	POM Food approved (blue)



Puma



Grey = Poly Amid (PA)
Black = Antistatic

Blue = Acetal (POM) Food approved

BELT WIDTH (MM) VERSUS INNER AND OUTSIDE RADIUS

Outside Radius >

	2200	2000	1800	1600	1400	1200	1000	800
600	1600	1400	1200	1000	800	600	400	200
800	1400	1200	1000	800	600	400	200	
1000	1200	1000	800	600	400	200		
1200	1000	800	600	400	200			
1400	800	600	400	200				
1600	600	400	200					
1800	400	200						
2000	200							

Inner Radius >



CONVEYORS TO IMPROVE YOUR EFFICIENCY

Jonge Poerink Conveyors designs and builds conveyors to optimise your product flow. Based on more than 80 years of experience in innovating efficiency, our conveyors help to optimise the throughput of your production line and improve your yield.

WWW.JPCONVEYORS.COM

Industriestraat 6b | The Netherlands | P.O. Box 4 | 7620 AA Borne | Phone +31 (0)74 255 7430